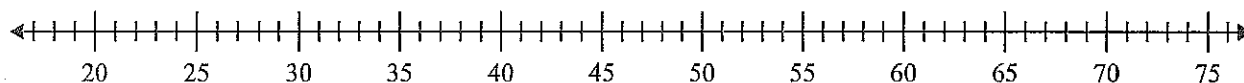


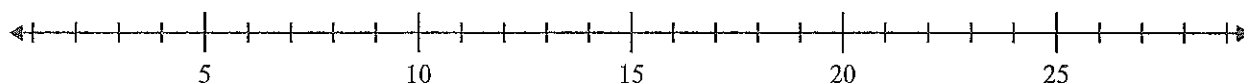


Create a box plot from the set of numbers.

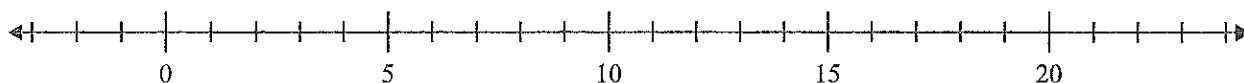
- 1) 69, 32, 49, 24, 58, 29, 54, 66, 35, 31



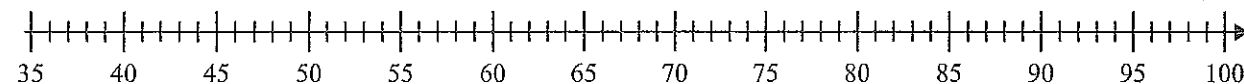
- 2) 13, 20, 13, 7, 8, 10, 6, 16



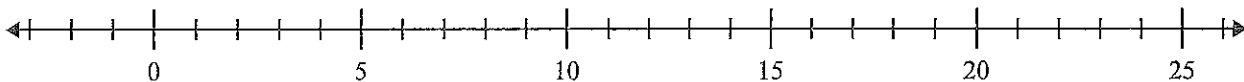
- 3) 15, 12, 17, 17, 19, 7, 5



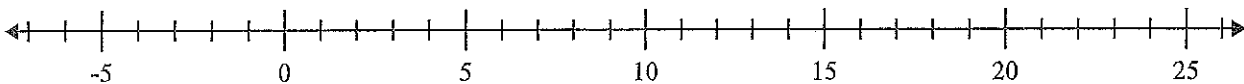
- 4) 61, 78, 54, 75, 43, 61, 86, 75, 41



- 5) 12, 7, 12, 14, 15, 16, 6



- 6) 16, 18, 13, 15, 19, 12, 15, 18, 5



- 7) 65, 85, 47, 36, 61, 23, 25, 24, 56, 55, 72

